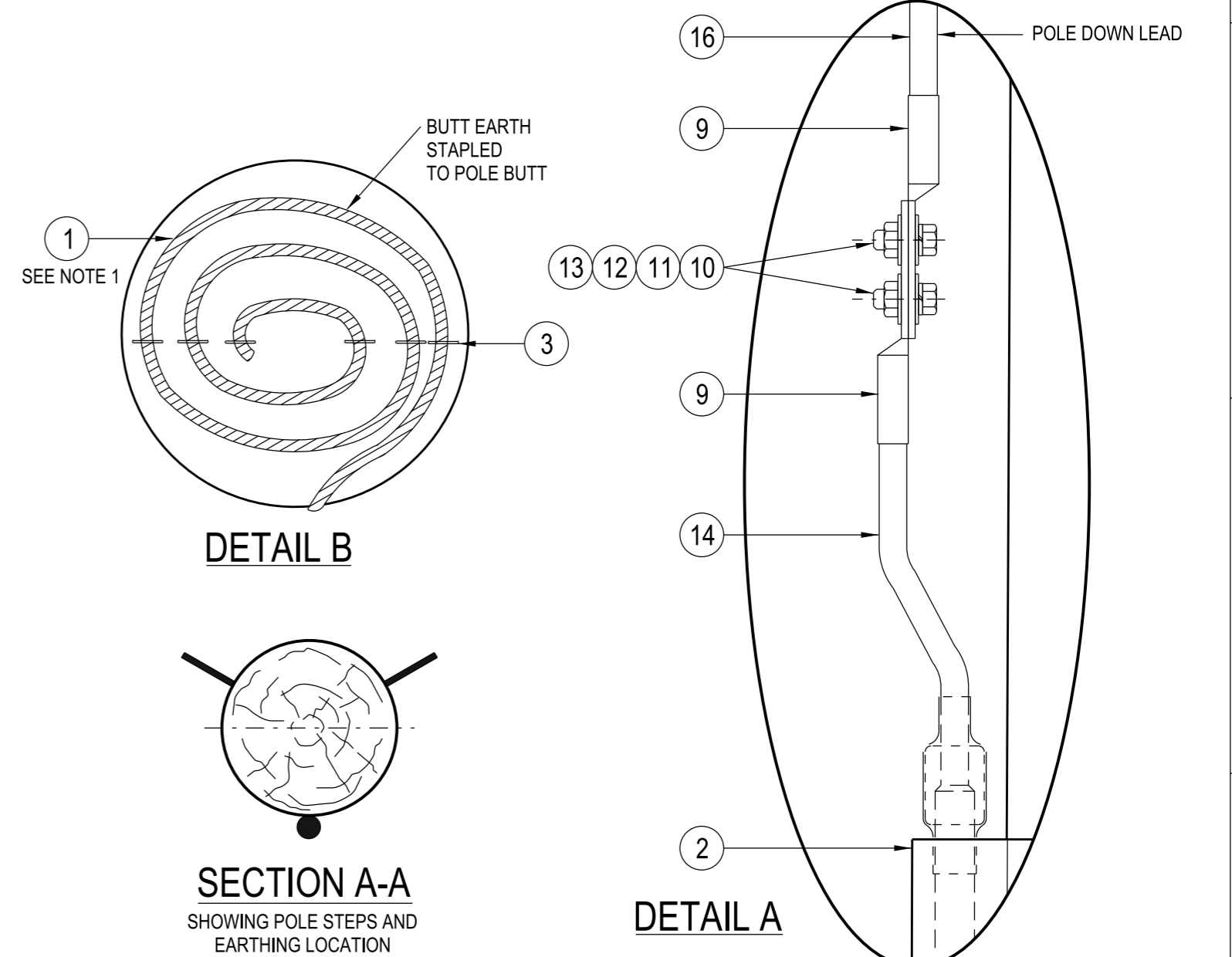
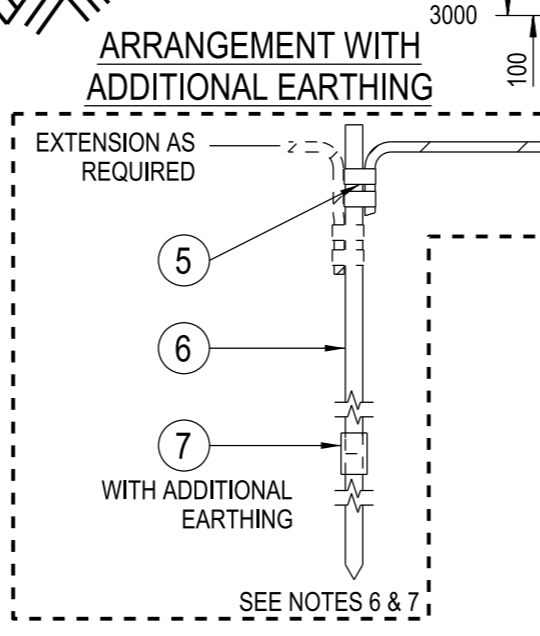


- NOTES :**
1. USE BARE 70mm² HARD DRAWN COPPER CONDUCTOR AT ALL LOCATIONS UNLESS AN ALTERNATIVE CONDUCTOR IS SPECIFIED BY NETWORK EARTHING.
 2. STAPLING OF THE EARTH TO THE BUTT OF THE POLE TO BE COMPLETED BEFORE ERECTION.
 3. STAPLES SECURING THE EARTHING CONDUCTOR ARE TO BE SPACED AT NOT MORE THAN 600mm.
 4. QUANTITIES SHOWN IN THE TABLE ARE FOR 2 POLES ONLY. FOR 3 POLE STRUCTURES, ADD HALF TO THE QUANTITIES SHOWN.
 5. THE DISTANCE BETWEEN POLES IS SPECIFIED ON THE STANDARD CONSTRUCTION DRAWING OR SHOWN ON THE CONSTRUCTION SCHEDULE.
 6. AFTER ERECTION AND PRIOR TO THE CONNECTION OF ANY OVERHEAD EARTHWIRE THE RESISTANCE OF THE BUTT EARTH SHALL BE MEASURED BY TESTING BETWEEN THE BUTT EARTH AND THE REMOTE EARTH. IF THE REQUIRED EARTH RESISTANCE SPECIFIED BY NETWORK EARTHING IS NOT ACHIEVED, ADDITIONAL EARTHING IS TO BE INSTALLED AS SHOWN UNTIL THE SPECIFIED VALUE OF RESISTANCE IS OBTAINED.
 7. WHERE PRACTICAL ADDITIONAL EARTHING CONDUCTOR RUNS ARE TO BE PARALLEL AND UNDER THE OVERHEAD LINES.

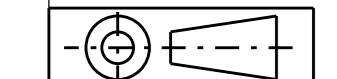


SECTION A-A
SHOWING POLE STEPS AND EARTHING LOCATION

ITEM	DESCRIPTION	STOCK CODE	STD ARR.	WITH ADDL EARTHING
16	CONDUCTOR - 70mm ² , 19/2.14mm, COPPER, ANNEALED, PVC COVERED, BLACK	60111	A/R	A/R
15	CONNECTOR - COPPER, EARTHING, CRIMP (70mm ² -70mm ² CABLE)	177942	8	10
14	ROD - GROUND, ANTI-THEFT ARRANGEMENT (ERICO DRG : XE2073) PART No. 615800CW0505	182632	2	2
13	NUT - M12, HEX., STAINLESS STEEL	8987	4	4
12	WASHER - SPRING, M12, STAINLESS STEEL	143859	4	4
11	WASHER - FLAT, M12, STAINLESS STEEL	49429	8	8
10	SCREW - SET, M12x25mm, STAINLESS STEEL	44693	4	4
9	LUG - 70mm ² , TINNED COPPER (2 x M12 HOLES, 30mm CENTRES)	176967	4	4
8	SADDLE - 15mm, GALVANISED		10	10
7	SLEEVE - COUPLING, Ø15mm EARTH ROD	H31649	-	A/R
6	ROD - EARTHING, Ø15x1800mm, COPPER CLAD STEEL CORED	H31631	-	A/R
5	CONNECTOR - COPPER, EARTHING (Ø15 ROD TO 50/70mm CABLE)	H31699	-	A/R
4	CLOUT - 2.8x40mm, GALVANISED STEEL	175723	48	48
3	STAPLE - FENCING, 4.0x40mm, GALVANISED STEEL	51060	A/R	A/R
2	GUARD - EARTH, COVER, 3m, BLACK, PVC	157552	2	2
1	CONDUCTOR - 70mm ² , 19/2.14mm, COPPER, HARD DRAWN	176140	A/R	A/R



CONSTRUCTION ISSUE
DIMENSIONS ARE IN MILLIMETRES UNLESS STATED OTHERWISE. DO NOT SCALE



BUTT EARTH
SEE DETAIL 'B'

CAD DRAWING DO NOT MANUALLY AMEND AMENDMENTS	INITIAL ISSUE DWN: P.S. CHKED: P.A.S.	DATE: 26/10/2010	APPD by: GLENN FORD
EXTENSION EARTH ADDED. AUTH'D by: G.SKINNER	DATE: 7-9-99	DATE: 25/10/2012	DWN: PATRICIA RIOS
DWN: PATRICIA RIOS	CHKED: PHILLIP JONES	DATE: 25/10/2012	CHKED: PHILLIP JONES
DRAWING BORDER UPDATED: ANTI-THEFT EARTHING ROD ADDED. MATERIAL LIST AMENDED.	EXTENSION EARTH ADDED.	STOCK CODE ADDED FOR ITEM 14.	APPD by: GLENN FORD

ASSOCIATED DRAWINGS

145 NEWCASTLE ROAD
WALLSEND NSW 2287
PHONE: 02 4951 9388
FAX: 02 4951 9389

DESIGNED	-
DRAWN	P.S
CHECKED	P.A.S
AUTHORISED	I.NICHOLS
DATE	11/03/94
SCALE	NTS
MAP REF.	-
LGA	-
PROJECT No.	STD
PROJTRAK No.	-

STANDARD CONSTRUCTION MULTIPLE TIMBER POLE STRUCTURE EARTHING ARRANGEMENT		SIZE	DRAWING No	SHEETS	AMD
		A2	520225	01 of 01	4