AR-1A - FLYING ANGLE OR SUSPENSION

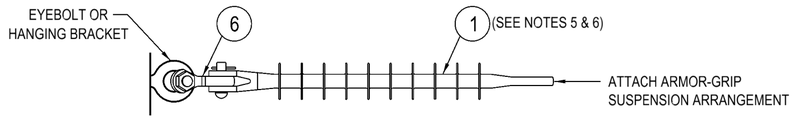

AR-1B - FLYING ANGLE OR SUSPENSION

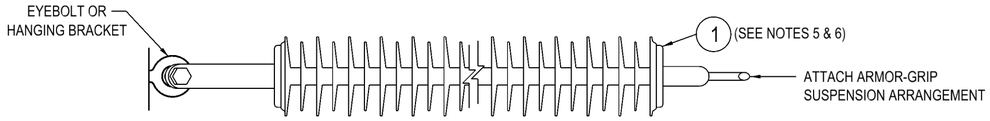

AR-2A - TERMINATION

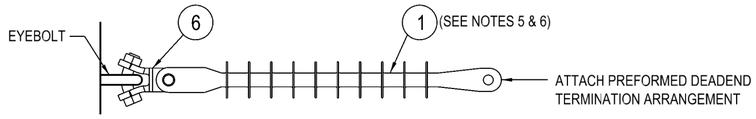

AR-2B - TERMINATION

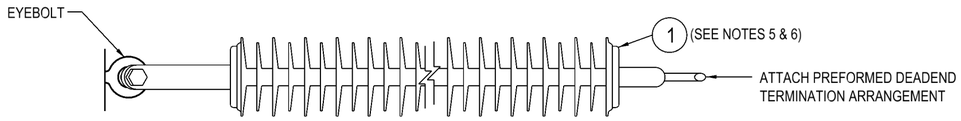

AR-3A - TERMINATION

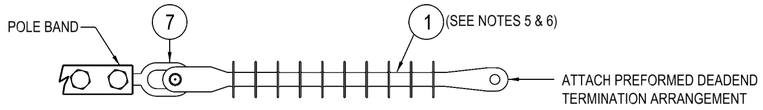

AR-3B - TERMINATION

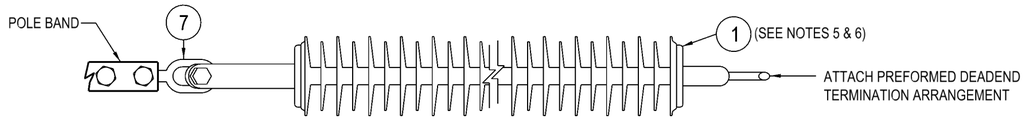

AR-4A - FLYING ANGLE

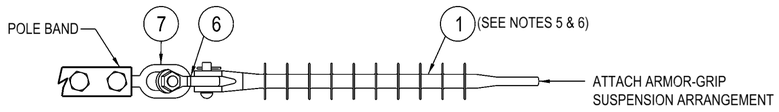

AR-4B - FLYING ANGLE

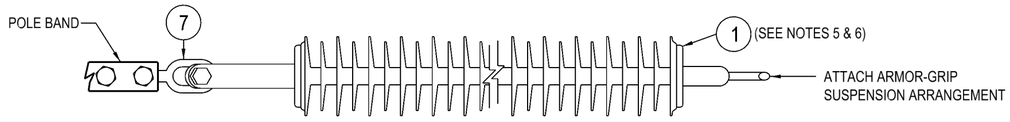

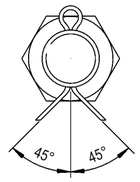

SPLIT PIN
INSTALLATION DETAIL
(SEE NOTE 4)

NOTES :

1. ALL CONDUCTOR TERMINATIONS ARE TO USE A CLEVIS THIMBLE ARRANGEMENT.
2. AN ARMOR-GRIP SUSPENSION CLAMP SUPPLIED WITH A 16mm BOLT IS TO BE USED WITH AAC, AAAC OR ACSR CONDUCTOR. AN OFFSET SUSPENSION CLAMP IS TO BE USED WITH COPPER CONDUCTOR.
3. THE ULTIMATE STRENGTH OF THE COMPONENTS IN THESE TERMINATION ARRANGEMENTS ARE:
   - 33kV SYNTHETIC COMPOSITE INSULATOR - 70kN
   - 66kV SYNTHETIC COMPOSITE INSULATOR - 120kN
   - EYE/TONGUE - 160kN
   - REMAINING OVERHEAD LINE FITTINGS - 70kN
4. HARDWARE SUPPLIED WITH STAINLESS STEEL SPLIT PINS WILL HAVE THEM INSTALLED IN ACCORDANCE WITH THE DETAIL SHOWN.
5. THE 66kV LONGROD INSULATOR IS TO BE USED AS THE PREFERRED INSULATOR ON A DUAL CONDUCTOR FEEDER ARRANGEMENT. THE 33kV LONGROD INSULATOR CAN BE USED TO OVERCOME CONDUCTOR CLEARANCE CONSTRAINTS.
6. THE NUMBER OF INSULATOR SHEDS SHOWN IS NOMINAL. THIS MAY VARY DEPENDING ON SUPPLIER.

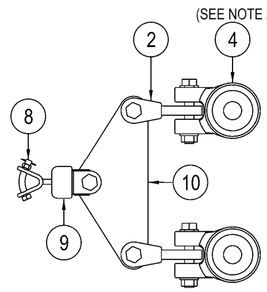

ARMOR-GRIP SUSPENSION
ARRANGEMENT

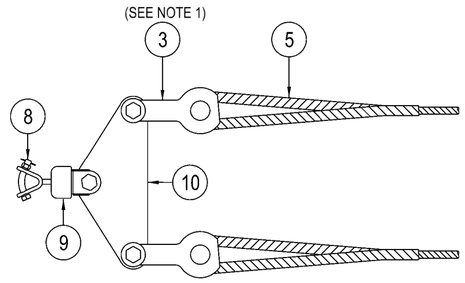

PREFORMED DEADEND
TERMINATION ARRANGEMENT

ITEM	DESCRIPTION	DRG. No	STOCK CODE	AR-1A	AR-1B	AR-2A	AR-2B	AR-3A	AR-3B	AR-4A	AR-4B
				QTY							
10	PLATE - YOKE, 70kN, GALVANISED (250mm CENTRES)		185212	1	1	1	1	1	1	1	1
9	SOCKET - CLEVIS, 70kN, REF.70/SC, A.S.1154.2 (PLP PART No.: SC-070-1)			1	1	1	1	1	1	1	1
8	BALL - 'Y' CLEVIS, 70kN, REF.70/BYC, A.S.1154.2		181807	1	1	1	1	1	1	1	1
7	EYE - TONGUE, 160kN, A.S.1154.2		183889					1	1	1	1
6	TONGUE - 'Y' CLEVIS, 70kN, A.S.1154.2		187140	1		1				1	
5	DEADEND - PREFORMED (TO SUIT CONDUCTOR)	514098				2	2	2	2		
4	CLAMP - SUSPENSION, OFFSET (TO SUIT COPPER CONDUCTOR) (SEE NOTE 2)	514132		2	2					2	2
	CLAMP - SUSPENSION, ARMOR-GRIP (TO SUIT CONDUCTOR) (SEE NOTE 2)	514132									
3	CLEVIS - THIMBLE, 70kN, A.S.1154.2 (TO SUIT CONDUCTOR) (SEE NOTE 1)	514132				2	2	2	2		
2	CLEVIS - TONGUE, TWISTED, 70kN, REF.70/TCT, A.S.1154.2		185213	2	2					2	2
1	INSULATOR - LONGROD, 66kV, POLYMERIC, 120kN (EYE/Y-CLEVIS) (SEE NOTES 5 & 6)		178292		1		1		1		1
	INSULATOR - LONGROD, 33kV, POLYMERIC, 70kN (CLEVIS/TONGUE) (SEE NOTES 5 & 6)		178277	1		1		1		1	

CAD DRAWING
DO NOT MANUALLY AMEND

AMENDMENTS

	DWN: P.R.	CHKD: P.J.	APP'D: G.F.	
6	DATE: 13/09/2024 STOCK CODE ADDED TO ITEM 10			
7	DATE: 26/09/2024 MATERIAL LIST AMENDED.			

ASSOCIATED DRAWINGS	
TENSION INSULATOR STRING ARRANGEMENT	513946
SUSPENSION INSULATOR STRING ARRANGEMENT	514043

NETWORK STANDARD
Ausgrid
145 NEWCASTLE RD WALLSEND.
NSW 2287

SCALE	1:7.5
DESIGNED	PHILLIP JONES
DRAWN	PATRICIA RIOS
CHECKED	PHILLIP JONES
APPROVED	GLENN FORD
DATE	22/01/19
PROJECT NUMBER	STD
PROJTRAK NUMBER	-

STANDARD CONSTRUCTION
33kV LONGROD INSULATOR
DUAL PHASE CONDUCTOR
STRING ARRANGEMENT

SIZE	DRAWING No	SHEET	AMD
A2	250120	1	7

20110901

250120-1.dgn 26/09/2024 11:25:55 AM