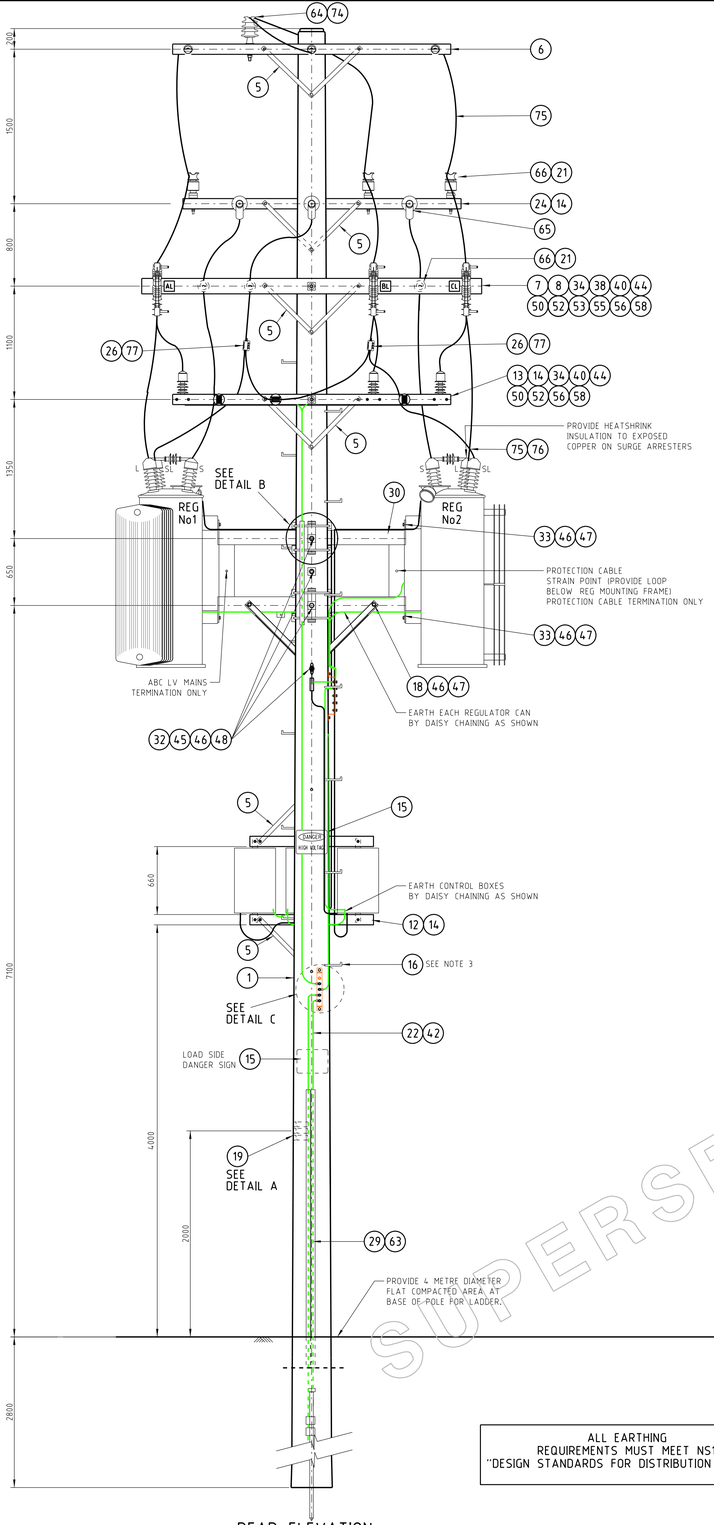

REAR ELEVATION

SCALE 1:25

ALL EARTHING REQUIREMENTS MUST MEET NS116 "DESIGN STANDARDS FOR DISTRIBUTION EARTHING"

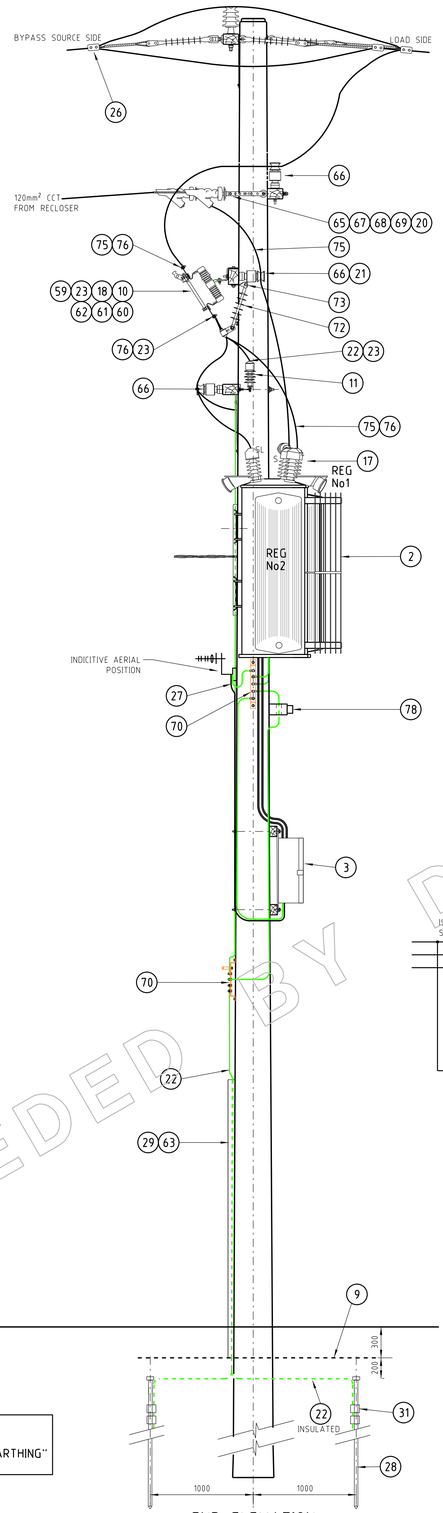

END ELEVATION

SCALE 1:25

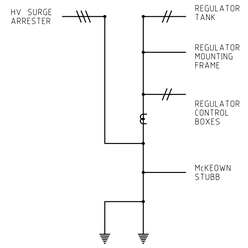

EARTHING SCHEMATIC

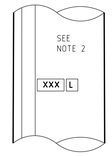

DETAIL A

SCALE 1:10

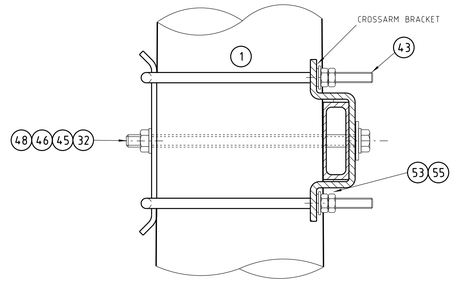

DETAIL B

SCALE 1:5

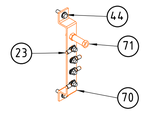

N.T.S

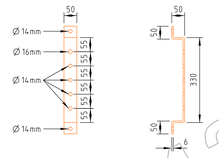

SCALE - 1:10

DETAIL C

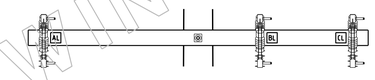

PHASE/LINK MARKERS

(SEE NOTE 4)

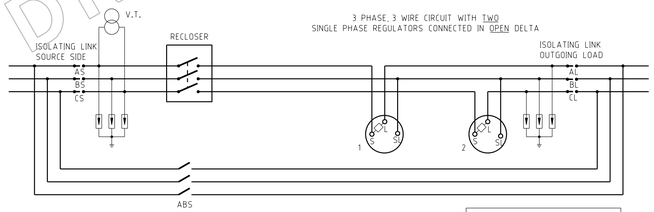

NOTES

1. CONNECTIONS BETWEEN 11kV LINK UNITS & THE VOLTAGE REGULATORS ARE MADE USING 7/4.75 120mm² CCT CABLE.
2. LOAD LINK NUMBER TO BE INSTALLED ON POLE 2000mm ABOVE GROUND LINE AS SHOWN IN DETAIL A. POLE NUMBER TO BE INSTALLED BETWEEN 2400mm AND 3000mm ABOVE GROUND LINE. (SEE NS148).
3. FIRST POLE STEP TO BE FITTED NO LESS THAN 3600mm FROM GROUND LEVEL AND REMAINING STEPS TO BE STAGGERED ABOVE AT 450mm CENTRES ON ALTERNATE SIDES OF POLE. HOLES TO BE 50-100mm OFF CENTRE, DEPENDING ON THE SIZE OF THE POLE.
4. PHASE LINK MARKERS TO BE INSTALLED ADJACENT TO EACH LINK AS SHOWN.
5. ALL STEELWORK TO BE SECURELY BONDED TO EARTH USING 70mm² BLACK PVC INSULATED CABLE.
6. FOR CROSSARM DRILLING DETAIL SEE DRAWING 183394.

ITEM	DESCRIPTION	ORG. No	REV	STOCK CODE	QTY
79					
78	CURRENT TRANSFORMER - OUTDOOR FRAME LEAKAGE CT				1
77	PARALLEL GROOVE CLAMP COVER			144576	4
76	LUG BI-METAL COMPRESSION 7/4.75			176472	9
75	CABLE CCT 120 7/4.75 120mm² AL			147421	A/R
74	INSULATOR 22kV PIN			H21531	1
73	LINK PLATE - TWISTED			176901	3
72	INSULATOR 22kV LONGROD			150375	3
71	EARTH STUBB McKEOWN	520089		H108415	1
70	EARTH BAR - 50.8mm TINNED HD COPPER (SEE DETAIL C)			179661	1
69	LINK - SAG 70KN (PLP PART No CTSLEW-070-1)			PURCHASE	3
68	COVER - STRAIN CLAMP			144543	3
67	CLAMP - CONDUCTOR STRAIN FOR CCT120			144527	3
66	INSULATOR PIN POST LONG STUD			145052	8
65	INSULATOR - STRAIN ROD			144550	3
64	PIN PATTERN C			75697	10
63	CLOUT - GALVANISED Ø2.3 x 40			50963	A/R
62	WASHER - M10 x 21mm x 1.2mm STAINLESS STEEL			49411	30
61	WASHER - M10 SPRING STAINLESS STEEL			50120	15
60	NUT - M10 HEX STAINLESS STEEL			H39401	15
59	BOLT - M10 x 40 HEX STAINLESS STEEL			45096	15
58	WASHER - M12 CONICAL GALVANISED			H39639	14
57	WASHER - M12 SPRING GALVANISED			H12047	26
56	WASHER - M12 FLAT GALVANISED			177982	20
55	WASHER - M16 CONICAL GALVANISED			H39647	19
54					
53	WASHER - M16 FLAT GALVANISED			177984	30
52	WASHER - M20 CONICAL GALVANISED			H39655	9
51	WASHER - M20 SPRING GALVANISED			175569	2
50	WASHER - M20 50mm SQUARE GALVANISED			H39265	8
49	WASHER - M20 75mm SQUARE GALVANISED			H39231	12
48	WASHER - M24 CONICAL GALVANISED			H39663	4
47	WASHER - M24 SPRING GALVANISED			ORDER	4
46	WASHER - M24 FLAT GALVANISED			177981	8
45	WASHER - M24 50mm SQUARE GALVANISED			H39273	4
44	COACH SCREW - M12 x 100 GALVANISED			H40484	3
43	U BOLT - M16 SIZE 3 GALVANISED			H36932	4
42	STAPLES - GALVANISED 3.15mm x 25mm			175601	A/R
41	BOLT & NUT - M12 x 50 HEX GALVANISED			46391	24
40	BOLT & NUT - M12 x 140 HEX GALVANISED			46821	16
39	BOLT & NUT - M12 x 260 HEX GALVANISED			H37637	4
38	BOLT & NUT - M16 x 200 HEX GALVANISED			83725	6
37	BOLT & NUT - M16 x 40 HEX GALVANISED			175674	8
36	BOLT & NUT - M20 x 50 HEX GALVANISED			46573	2
35	BOLT & NUT - M20 x 260 HEX GALVANISED			47126	4
34	BOLT & NUT - M20 TO SUIT POLE HEX GALVANISED	515465	8	SECT.11	5
33	BOLT & NUT - M24 x 65 HEX GALVANISED			ORDER	6
32	BOLT & NUT - M24 x 500 HEX GALVANISED	515465	8	H11538	2
31	CONNECTOR - 'P' CRIMP BURNDY EARTH			H31699	A/R
30	POLE MOUNTED REGULATOR MANUFACTURED STEELWORK	181618	2		1
29	PROTECTOR COVER EARTH GRID 2700mm BLACK			157552	2
28	ROD - GROUND EARTH 1800 x 15mm COPPERCLAD			H31631	min3
27	COMMUNICATIONS COAXIAL CABLE (TO BE INSTALLED BY COMMS SECTION)				
26	CLAMP - 3 BOLT PARALLEL GROOVE - ALUMINIUM			144568	3
25	PARALLEL GROOVE CLAMP 3 BOLT BI-METAL 35mm² - 185mm² AL/CU			176491	A/R
24	CROSSARM 2700 x 150 x 100	183394	5	H23761	1
23	LUG - 70mm², COMPRESSION M12 HOLE			74831	26
22	CABLE - Cu EARTH 70mm² 19/2.14 PVC INSULATED			60111	A/R
21	WIRE - TIE PREFORMED INSULATED FOR CCT120			144600	3
20	EYEBOLT - M20 x 200mm GALVANISED			H37881	3
19	LINK SYSTEM NUMBERS				A/R
18	BOLT & NUT M24 x 90 HEX GALVANISED			PURCHASE	2
17	COVER - CONNECTOR INSULATING SHROUD			116715	6
16	STEP - POLE 16mm DRIVE IN	517698	5	H17720	A/R
15	SIGN - "DANGER HIGH VOLTAGE"	503117	5	H47012	2
14	BRACKET - MOUNTING - 100mm GAIN BLOCK			146274	4
13	CROSSARM 2700 x 150 x 100	183394	4	H23761	1
12	CROSSARM 1200 x 75 x 100	183394	4	71795	2
11	LIGHTNING ARRESTER UNIT - 11kV			111948	3
10	ISOLATING LINK - SINGLE PHASE 12kV 630A			58750	3
9	COVER - PROTECTOR UNDERGROUND CABLE 150mm			151084	A/R
8	BRACKET - MOUNTING - 150mm GAIN BLOCK			146290	1
7	CROSSARM - 3300 x 150 x 100 HARDWOOD	183394	5	H23020	1
6	11kV THROUGH TERMINATION 2-11	513915	17	SEE DWG	1
5	BRACE - CROSSARM 690 x 40 x 5mm FLAT BAR	514385	5	H17738	10
4					
3	REGULATOR CONTROL CUBICLE				3
2	REGULATOR UNIT - SINGLE PHASE 100A OR 200A				2
1	POLE - 15.5m TPI 12kN CONCRETED 2.8m IN GROUND			152868	1

CAD DRAWING
DO NOT MANUALLY AMEND

AMENDMENTS

0	INITIAL ISSUE	DWN NATALIE SINGLETON; CHKED PETER STOREY; APP'D by ROSS HUGHES
1	DATE 11/04/2008; PHASING CORRECTED POLE HEIGHT CHANGED FROM 14.0m TO 15.5m	DWN NATALIE SINGLETON; CHKED PETER STOREY; APP'D by PETER STOREY
2	DATE 05/09/2008; ITEM 27 ADDED	DWN NATALIE SINGLETON; CHKED STEPHEN ILLISS; APP'D by STEPHEN ILLISS
3	DATE 07/11/2008; ITEM 4 DELETED STOCK CODES UPDATED	DWN RAY DEAL; CHKED DANIEL DAFO; APP'D by ROSS HUGHES
4	DATE 26/05/2011; SUPERSEDED BY 224227	

REGULATOR CROSSARM DRILLING DETAIL	183394
NU-LEC RECLOSER CONTROLLING POLE REGULATOR - CONSTRUCTION DETAIL	185171
POLE MOUNTED REGULATOR - GENERAL ARRANGEMENT	182685

ASSOCIATED DRAWINGS

SUPERSEDED

EnergyAustralia

DESIGN
145 NEWCASTLE RD WALLSEND, NSW 2287
TEL 4951 9388 FAX 4951 9389

Enerserve — A Business of EnergyAustralia

SCALE	AS SHOWN
DESIGNED	WILLIAM GRAHAM
DRAWN	NATALIE SINGLETON
CHECKED	PETER STOREY
APPROVED	ROSS HUGHES
DATE	07/01/08
PRJTRK No.	
PROJECT NUMBER	STD

STANDARD CONSTRUCTION 2 UNIT 11kV POLE MOUNTED REGULATOR WITH POLE MOUNTED CONTROL CONSTRUCTION DETAIL

DRAWING No 185172 | SHEET 01 | AMD 4 | SIZE B1

SUPERSEDED BY DRAWING 224227

©