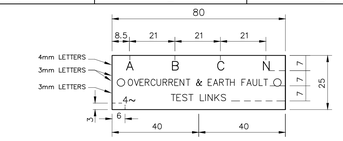

LABEL TYPE C1

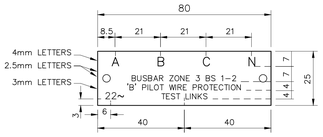

LABEL TYPE C1

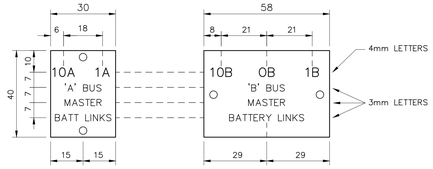

LABEL TYPE C3 LABEL TYPE C4

(SEE ALSO DWG. REF. A16)

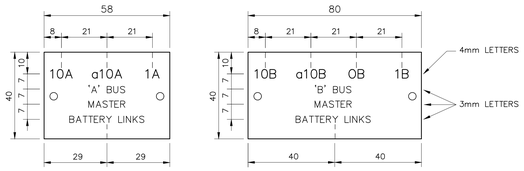

LABEL TYPE C4 LABEL TYPE C5

BATTERY LINK LABELS
FOR SUBSTATIONS WITH 2 DC BOARDS

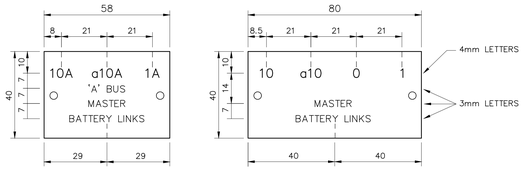

LABEL TYPE C4 LABEL TYPE C5

BATTERY LINK LABEL
FOR SUBSTATIONS WITH 1 DC BOARD - WITH TWO DC BUSES

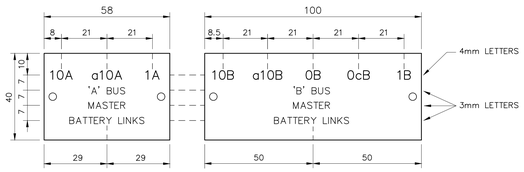

LABEL TYPE C4 LABEL TYPE C12

BATTERY LINK LABELS
VDU SUBSTATIONS WITH 2 DC BOARDS AND CONTROL BUS 0cB

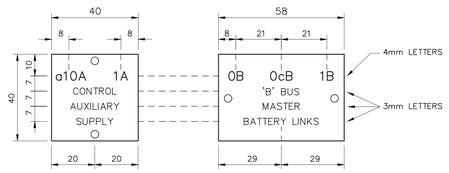

LABEL TYPE C13 LABEL TYPE C14

BATTERY LINK LABELS
FOR SUBSTATIONS WITH INTEGRATED RELAY SYSTEM

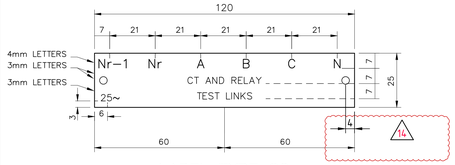

LABEL TYPE C6

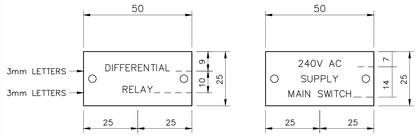

LABEL TYPE C7

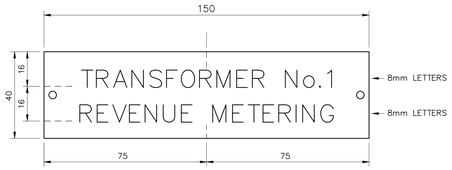

LABEL TYPE C8

LABEL TYPE C8

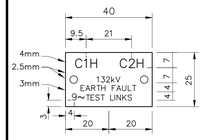

LABEL TYPE C9

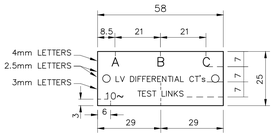

LABEL TYPE C10

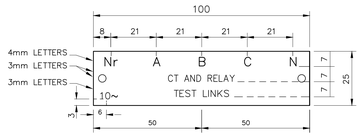

LABEL TYPE C11

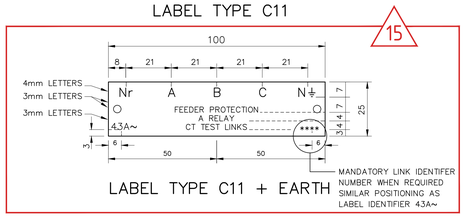

LABEL TYPE C11 + EARTH

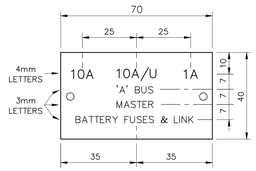

LABEL TYPE C15

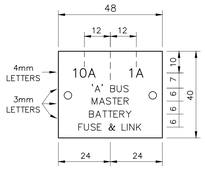

LABEL TYPE C16

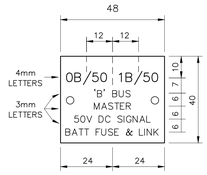

LABEL TYPE C16

(FUSE and LINK)

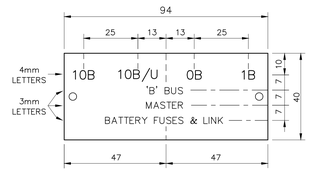

LABEL TYPE C17

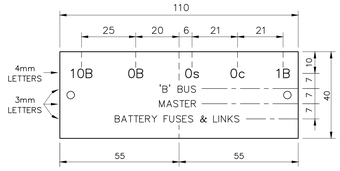

LABEL TYPE C18

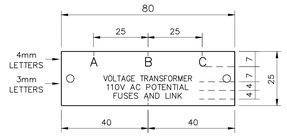

LABEL TYPE C19

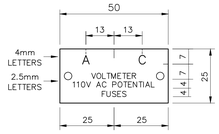

LABEL TYPE C20

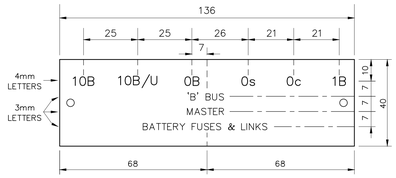

LABEL TYPE C21

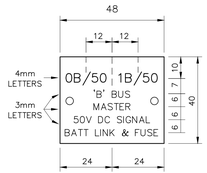

LABEL TYPE C22

(LINK and FUSE)

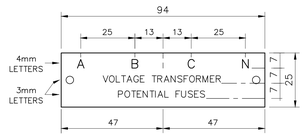

LABEL TYPE C23 and C23A

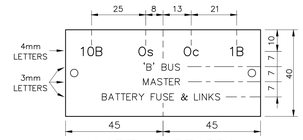

LABEL TYPE C24

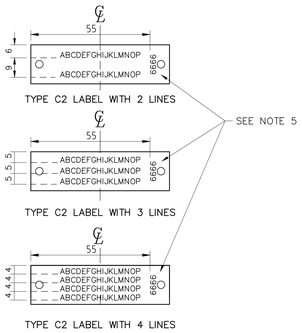

TYPE C2 LABELS - LINE SPACING DIMENSIONS

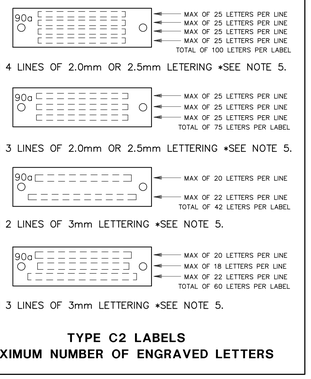

TYPE C2 LABELS
MAXIMUM NUMBER OF ENGRAVED LETTERS

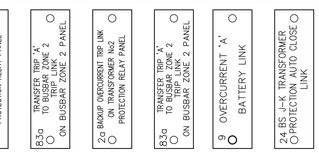

TYPICAL EXAMPLES OF TYPE C2 LABELS

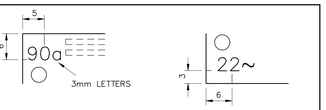

DC LABEL NUMBERING DETAILS
SCALE 2:1

AC LABEL NUMBERING DETAILS
SCALE 2:1

REFER NOTE 4

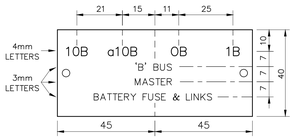

LABEL TYPE C24A

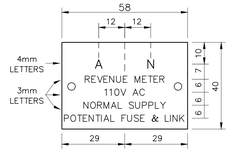

LABEL TYPE C25

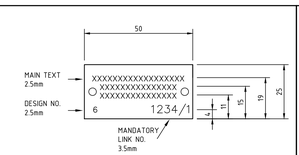

TYPE C20 LABELS
MAXIMUM NUMBER OF ENGRAVED LETTERS

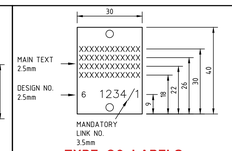

TYPE C3 LABELS
MAXIMUM NUMBER OF ENGRAVED LETTERS

NOTES

1. UNLESS SPECIFIED ALL LETTERING TO BE CONDENSED UPPERCASE AND TEXT TO BE POSITIONED ABOUT VERTICAL CENTRELINES. A SPACE IS EQUIVALENT TO A LETTER.
2. LABEL FIXING METHOD;
   5mm x #4 SELF TAPPING PAN HEAD SCREWS.
   WHITE NYLON PLASTIC RIVETS.

   PLASTIC RIVETS AVAILABLE FROM THE FOLLOWING SUPPLIERS ;
   'NPA' NYLON PRODUCTS AUSTRALASIA, 287 TARRENS RD, WEST CROYDON S.A. 5008 (PART No.9039 'HEYCO' WHITE NYLON PUSH RIVET).
   'RS COMPONENTS', 6c DURDANS AVE, ROSEBERY NSW 2018 (CAT: 280-925, 200/BAG).
3. FOR LETTERS OF 2.0mm OR 2.5mm A MAXIMUM OF 34 LETTERS PER LINE IS POSSIBLE IF ABSOLUTELY NECESSARY, HOWEVER 25 LETTERS PER LINE IS PREFERRED.
4. LABEL IDENTIFICATION NUMBERING TO BE SUITABLY POSITIONED IN THE LOWER OR UPPER LEFT HAND CORNERS OF THE LABEL AS INDICATED. WHERE THERE IS THE POSSIBILITY OF THE LABEL IDENTIFICATION TEXT INTERFERRING WITH THE LABEL DESCRIPTION TEXT, THEN THE POSITIONING AND TEXT HEIGHT OF THE LABEL IDENTIFICATION NUMBERING SHOULD BE ALTERED TO FIT, (eg; 2mm TEXT HEIGHT INSTEAD OF 3mm, LEFT JUSTIFICATION INSTEAD OF CENTRE JUSTIFIED).
5. NEW TEXT MAY BE REQUIRED FOR "OPERATOR IDENTIFICATION LABEL". TEXT SIZE IS TO BE 2.5mm & LOCATED 55mm UP FROM THE BOTTOM OF THE EDGE OF THE C2 LABEL AND CENTERED, ALLOWING SPACE FOR 6 CHARACTERS, WHERE REQUIRED. THIS NEW LABELLING MAY LIMIT THE MAXIMUM AMOUNT OF LETTERS PER LINE FOR THE THE MAIN TEXT LETTERING & MUST BE TAKEN INTO ACCOUNT.

LABEL	FUNCTION	MATERIAL
C1	AC LINKS FOR CT's AND VT's	GRAVOPLY No259 – PINE GREEN / WHITE
C2 C3 C20	BATTERY LINKS AUTO CLOSING LINKS AUTO CLOSING ORIGIN LABELS INTERTRIP AND PILOT LINKS	TRAFFOLYTE – WHITE / BLACK / WHITE OR GRAVOPLY No200 – WHITE / BLACK
	TRIP LINKS TRANSFER TRIP LINKS INTERTRIP SEND LINKS TRIP DESTINATION LABELS (LABELS WITHOUT LINKS ON SENDING PANEL)	TRAFFOLYTE – YELLOW / BLACK / YELLOW OR GRAVOPLY No235 – YELLOW / BLACK
	TRIP ORIGIN LABELS (LABELS WITHOUT LINKS ON RECEIVE PANEL)	GRAVOPLY No227 – AZURE BLUE / YELLOW
C3 C4 C5 C12 C14	MASTER DC LINKS	TRAFFOLYTE – RED / WHITE / RED OR GRAVOPLY No248 – RED / WHITE
C15 C16 C17 C18 C21 C22 C24 C24A	MASTER DC FUSES AND LINK	TRAFFOLYTE – RED / WHITE / RED OR GRAVOPLY No248 – RED / WHITE
C7	STANDARD CARD	TRAFFOLYTE – WHITE / BLACK / WHITE OR GRAVOPLY No200 – WHITE / BLACK
	BACKUP OVERCURRENT TRIP ENGRAVED: THIS RELAY TRIPS & ISOLATES THE GROUP BUSBAR	TRAFFOLYTE – RED / WHITE / RED OR GRAVOPLY No248 – RED / WHITE
	SPECIAL CARD	COLOUR TO BE SPECIFIED
C8	FEEDER OR PANEL NAME CARD	TRAFFOLYTE – WHITE / BLACK / WHITE OR GRAVOPLY No200 – WHITE / BLACK
C6 C9 C10 C11	AC LINKS FOR CT's AND VT's	GRAVOPLY No259 – PINE GREEN / WHITE
C13	AUXILIARY DC LINKS	TRAFFOLYTE – RED / WHITE / RED OR GRAVOPLY No248 – RED / WHITE
C19	VT POTENTIAL FUSES AND TEST LINK	GRAVOPLY No259 – PINE GREEN / WHITE
C20 C25	POTENTIAL FUSES POTENTIAL FUSE & LINK	GRAVOPLY No259 – PINE GREEN / WHITE
C23 C23A	VT POTENTIAL FUSES VT POTENTIAL FUSES and TEST STUDS	GRAVOPLY No259 – PINE GREEN / WHITE

REFERENCE DRAWINGS	
DISTRIBUTION SUBSTATIONS AC/DC LINK NUMBERS AND LABEL DETAILS	A3-115248
ZONE SUBSTATIONS STANDARD NUMBERING AND LABELLING OF AC and DC LINKS	A1-114650
MOULDED TYPE LINK ASSEMBLIES – LABEL AND DRILLING DETAILS SHEET 2 OF 2	B1-121506
MOULDED TYPE LINK ASSEMBLIES – LABEL AND DRILLING DETAILS SHEET 1 OF 2	B1-50996
MOULDED TYPE LINK ASSEMBLIES LAYOUTS and DRILLING DETAILS	A2-38841
MOULDED TYPE LINK ASSEMBLY	A3-50992

CAD DRAWING
DO NOT MODIFY MANUALLY

AMENDMENTS

1. REDRAWN ON CAD. DETAILS OF LABEL C6 ADDED NN/RG 18-03-91
2. DRAWING FULLY REVISED NN/RG Z
PN: 24655
3. LABELS C13 & C14 DETAILS ADDED. 12-05-94
PN:183197 DRAWN: TCF
CHKD/APP: PIE
4. REFERENCE DRAWING No A1-112648 ADDED. 22-7-94
HW
CHECKED: NN
APPROVED: NN
PN: 183208
5. DWG TITLE MADE 'TYPICAL' LABELS C8, C15, C16, C17 C18, C19 and C20 ADDED. NOTE 2 UPDATED. PREVIOUS NOTES 3 and 4 DELETED. PREVIOUS NOTE 5 RENUMBERED 3. REF: I-7 LABEL LEGEND REVISED. STUART MUNRO 08-03-95
PN: 129804
CHECKED: D.R.Bennett
APPROVED: P.I.Baston
6. DRAWING SIZE WAS 'B1'. LABELS C27 & C22 ADDED. NOTE 4 ADDED. REF: D-13 LABEL LEGEND REVISED. STUART MUNRO 31-10-95
PN: 129804
CHECKED: P.I.Baston
APPROVED: O.Zinchenko
7. REF HB & IB LABELS C23, C24 & C24A ADDED. D.McC 30-01-96
PN: 50D4416
CHECKED: P.I.Baston
APPROVED: O.Zinchenko
8. ERRORS IN AMENDMENT 7 ALTERED AS FOLLOWS REF: I-5 LABEL C23A ADDED. REF: I-7 LABEL C24 WAS C24 & C24A STUART MUNRO 12-03-96
PN: 129804
CHECKED: P.I.Baston
APPROVED: O.Zinchenko
9. REF: I-10 LABEL C24A ADDED. REF: I-8 LABEL C24 DIMS ALTERED. W.B 02-04-01
PN: ES 99-3-5-3
CHECKED: P.I.Baston
APPROVED: O.Zinchenko
10. REF: I-10 LABEL C25 ADDED. REF: I-8 AUTO CLOSING ORIGIN LABEL ADDED TO LEGEND. 18-03-04
PN: ES
CHECKED: P.I.Baston
APPROVED: O.Zinchenko
11. NEW AUSGRID BORDER & LOGO ADDED. 23-09-2013
R.LALAJA T.LAMPARD
APPROVED:
12. REF.ATL-C9 ADDED IN OPERATORS IDENTIFICATION LABEL TEXT AND DIMENSIONS, ALONG WITH NOTE 5. 16-09-2015
M.LAWRENCE M.BENNETT
CHECKED:
APPROVED:
13. REF.B1-A3, A4 ADDED IN LABEL SIZES C20 & C3 TEXT AND DIMENSIONS, ALONG WITH REFERENCES. 17-10-2016
R.MAK'N LAWS M.BENNETT
CHECKED:
APPROVED:
14. REF.A6 LABEL C6 - DRILL HOLES WERE ERRONEOUSLY 7mm IN FRONT DIMS. 13-08-2019
R.MAK'N LAWS M.BENNETT
CHECKED:
APPROVED:
15. M6 ADDED TO DRAWING TITLE. REF.I-10 C11 + EARTH ADDED. REF.I-11 C11 + EARTH ADDED. 19.07.2020
STUART MUNRO STUART MUNRO
CHECKED: STUART MUNRO
APPROVED:

Ausgrid
24 Campbell Street
SYDNEY NSW 2000
P: 9272 3805

ISSUED FOR
CONSTRUCTION

SCALE	1:1, UNO
DESIGNED	-
DRAWN	B.McDONALD
CHECKED	G.WHITBOURN
APPROVED	GREG WHITBOURNE
DATE	13-06-85
TRIM REF	-
PROJECT NUMBER	30000

MOULDED TYPE
M6 LINK ASSEMBLIES
TYPICAL
LABEL ENGRAVING
DETAILS

DRAWING No 64825 | SHEET 1 | AMD 15 | SIZE A0

C&P - STANDARDS

© C.P. 02984.A6